

Name _____

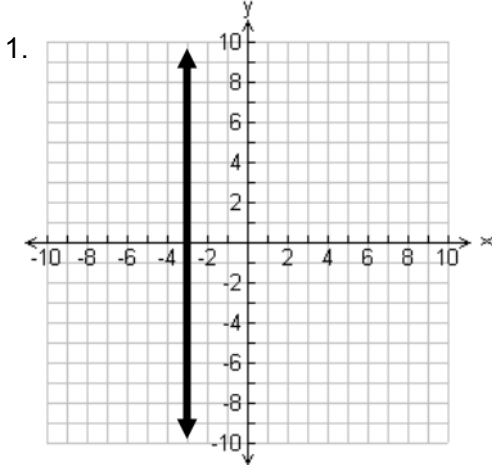
Period _____

Algebra – Unit 5 Extra Practice

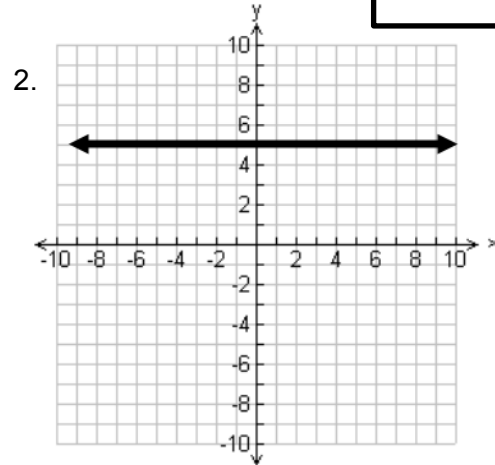
I can write a linear equation based on a graph or given data.

Original Score

Write the equation of the lines graphed below in slope-intercept form. Prove that the equation is correct by choosing another point to evaluate the equation.

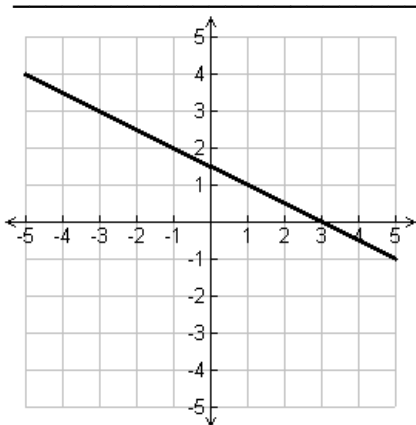


Equation _____



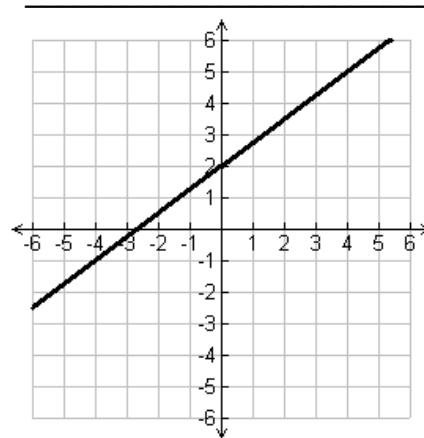
Equation _____

3. Point-Slope Form:



Equation: _____

4. Point-Slope Form:



Equation: _____

Name _____

Period _____

5. Write the equation of the line that has a slope of -4 and passes through the point (3, 4).

Equation: _____

6. Write the equation of the line in slope-intercept form that passes through the points (2, 3) and (4, 5).

Equation: _____

7. Write the equation of the line that passes through the points (3, -7) and (3, 12) in slope-intercept form.

Equation: _____

8. Write the equation of the line in slope-intercept form that represents the data from the following table:

x	y
-15	3.5
-5	2.25
5	1
15	-0.25

Name _____

Period _____

Algebra – Unit 5 Extra Practice

I can write equations of parallel and perpendicular lines.

Write the slope-intercept form of the equation of the line to match each description below:

Original Score

1. Write an equation of the line that passes through the point (8, -3) and is parallel to the line $y = -\frac{1}{4}x + 5$.

2. Write the equation of the line that is parallel to the line $y = 3$ and passes through the points (8, -4).

3. Write an equation of the line that passes through the point (1, 2) that is perpendicular to the line $y = \frac{2}{3}x + 4$.

4. Write an equation of the line that is perpendicular to the line $3x + 5y = 11$ and passes through the point (-9, -2).

Name _____

Period _____

Algebra – Unit 5 Extra Practice

I can write equations based on context information.

Original Score

Define your variables and write an equation to represent each situation.

1. The table below shows the price for tickets to a concert. All of the tickets are the same price. The ticket agency adds a fixed fee to every order. Write an equation that models the total cost as a function of the number of tickets ordered.

Number of tickets	Total Cost
2	39
5	93
19	183

2. Your favorite used bookstore has a great sale. You can buy paperback books for \$1.25 each and hardcover books for \$4 each. Write an equation that best represents the number of each type of book you can buy if you have \$20 to spend.
3. A dog kennel charges \$20 per night to board your dog. You can also have a doggie treat delivered to your dog for \$5 each. Write an equation that models the possible combinations of nights at the kennel and doggie treats that you can buy for \$100.
4. It costs \$12 to rent a bicycle for one hour. Create a table to model the cost of renting a bicycle for different numbers of hours and use your table to write an equation.

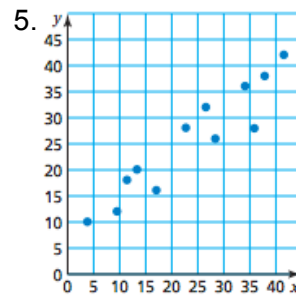
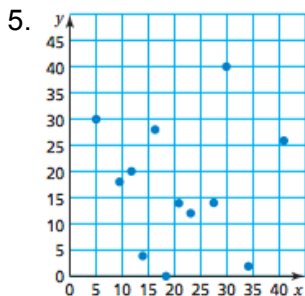
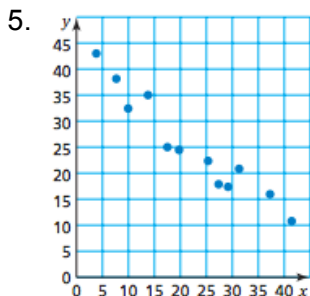
Time (hours)				
Cost (dollars)				

Algebra – Unit 5 Extra Practice

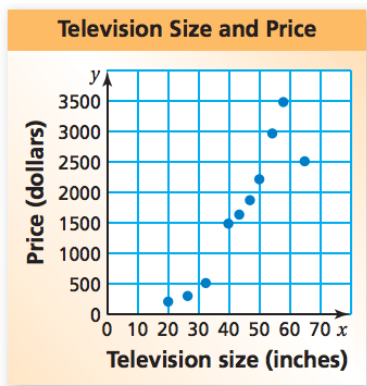
I can write equations based on scatter plot information.

Tell whether the data in the graphs below shows a negative, positive, or no correlation.

Original Score



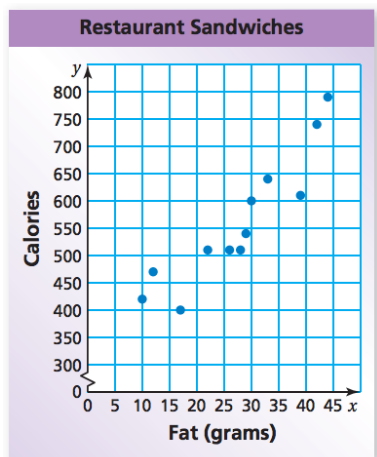
4. The scatter plot shows the relationship between television size and price.



Write the equation of the line that you think best fits the data. Make sure you circle two points, write the coordinates of the points, and write an equation.

Equation: _____

5. The scatter plot shows the relationship between sandwich size and their calorie content.



Write the equation of the line that you think best fits the data. Make sure you circle two points, write the coordinates of the points, and write an equation.

Equation: _____