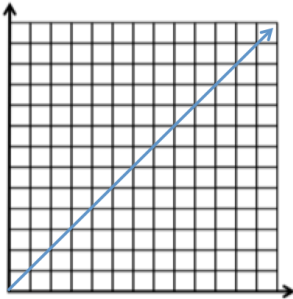


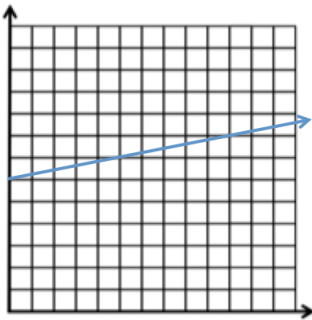
3-6 Proportional Graphs & Tables

Name _____ Per. ____

Determine if each graph or table has a proportional relationship. Explain why or why not.



1. Proportional? Yes No



2. Proportional? Yes No

x	y
0	4
1	8
2	12

3. Proportional? Yes No

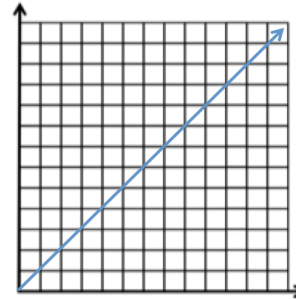
x	y
1	3
2	6
3	9

4. Proportional? Yes No

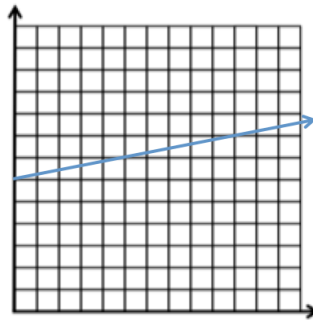
3-6 Proportional Graphs & Tables

Name _____ Per. ____

Determine if each graph or table has a proportional relationship. Explain why or why not.



1. Proportional? Yes No



2. Proportional? Yes No

x	y
0	4
1	8
2	12

3. Proportional? Yes No

x	y
1	3
2	6
3	9

4. Proportional? Yes No